

Morgan Composting inc.



- ~ Organic **DAIRY DOO** Compost
- ~ Organic Potting Soils
- ~ Granulated & Liquid Fertilizers
- ~ Soil Amendments
- ~ *And much more!!*



Family Owned and Operated ~ Established 1996



Morgan Composting, Inc

What Can Morgan Composting DOO for You?

Morgan Composting designs, manufactures, and distributes powerful soil amendments and blends for Michigan and beyond. It all began in 1996 when Brad Morgan had a manure management problem on his dairy farm. Brad and his father decided to take a gamble on an idea to use manures and waste products that others were trying to dispose of to make something valuable.

Brad started making **DAIRY DOO** – an organic, thermophilic, and weed-free designer compost that is full of the biology soil needs to grow the healthiest plants possible. **DAIRY DOO** is more than a backyard compost. It's specially designed to restore health to depleted soils without the use of harmful chemicals.

DAIRY DOO has a specific recipe, much like baking a cake, in order to create a consistently high-quality product. Today the cows are gone and instead the



The Morgan Family: L to R, Nicole, Ensley, Justin, Dale, Reenie, Brad and Sue.

original farm is used to produce a whole line of **DAIRY DOO** products: **DAIRY DOO** Organic Compost, Custom Blends made specific for your soil, Organic Potting Soils, Organic Granulated Fertilizers, and Sustainable Liquid Amendments.

Brad was, and still is, a farmer through and through. He is passionate about soil health and creating sustainable practices that benefit everyone. Today his sons have joined the business and are committed to a healthier Michigan for all.

With the help of a fantastic network of **DAIRY DOO Dealers**, **DAIRY DOO** products are available throughout Michigan, and in parts of Indiana and Ohio for you. Need help with your lawn or garden? Talk to your local **DAIRY DOO Dealer** or reach out to the **DOO Crew!** dairydoo.com/doo-near-you or 231-734-2451.



From day one we've been innovating by taking what no one wants and making it into something we can all use.

We use manures & waste products to create the **DAIRY DOO** line

This recycling helps protect the environment

Gardeners & Farmers use **DAIRY DOO** products to improve soil health for healthier plants

Healthier soils grow healthier plants which reduces the need for chemicals and pesticides

HEALTHIER MICHIGAN!



SOIL AMENDMENTS

Organic!

Healthy Soils = Healthy Plants = Healthy You!

Morgan Composting



Organic High-Quality Compost

Superior compost for growing healthier plants - made the Morgan Composting way!

Use as a soil amendment only. This is not potting soil, do not use it for direct planting.

Good for amending the soil of your yard, garden, or any other growing project.

Proven Effective by Organic Farmers for Decades!

One Cubic Foot

DAIRY DOO

Our original compost blend! Make your garden healthy and flowers shine with our high-carbon, high-quality compost. **DAIRY DOO** is full of beneficial organisms that help keep your plants healthy and strong. **DAIRY DOO** helps grow a garden the way Mother Nature intended.

how to use **DAIRY DOO**

For a garden done the way Mother Nature intended, use **DAIRY DOO** as an amendment for existing gardens, new gardens, or in pots and containers. **DO NOT** use for direct planting. To use prior to planting, spread $\frac{1}{4}$ to $\frac{1}{2}$ inch **DAIRY DOO** onto the soil, lightly rake, and water well. To use post planting, sprinkle $\frac{1}{8}$ inch **DAIRY DOO** around the plants and water well. Available in 1 cubic foot bags or bulk. This product is organic and weed free.



DAIRY DOO®

POTTING SOILS

Organic!

Morgan Composting




Seed Starter 101

Start your seeds out right! This germination mix has a fine, soft texture, making it ideal for delicate seeds. It's also great as a blocking mix! This blend is very diverse with 14 specially picked ingredients and is **POWERED BY DAIRY DOO**.

For best results, saturate the potting soil before planting. Plants should not need to be fertilized for up to 4 weeks after planting.

Available in 1 cubic foot bag, 8 quart bag and bulk by the cubic yard. This soil is weed free.



Organic!

Morgan Composting



FlowerDoo 201

Grow the most beautiful blooms in your flower bed or indoor/outdoor container with **FlowerDoo 201**. High in phosphorous, it promotes healthy, vibrant blooms. It contains 18 organic ingredients, including **WormDoo**, and is **POWERED BY DAIRY DOO**.

For best results, wet soil well before use. Available in 1 cubic foot bag, 8 quart bag as **POTTING SOIL 201**, and bulk by the yard. Pairs well with **HEALTHY GARDEN** and **BloomBlaster** fertilizers. This soil is weed free.



Organic!

Morgan Composting



VeggieDoo 301

For use with outdoor containers, raised beds, or vegetable transplants. **VeggieDoo 301** has over 77 different minerals to grow nutrient-dense plants. Nutrient-dense plants produce fruits and veggies with better flavor- perfect for garden-to-table meals. Crafted with 15 organic ingredients, and **POWERED BY DAIRY DOO**, **VeggieDoo 301** provides just what your plants need! This soil is not for seeds or bare root plants. For seeds, bare root, or sensitive plants use **Seed Starter 101** until they are established and then transplant into **VeggieDoo 301**.

For best results, wet soil well before use. Available in 1 cubic foot bag and bulk by the yard. Works well with **HEALTHY GARDEN** and **VeggieBlaster** fertilizers. This soil is weed free.



“We are sold on the **DAIRY DOO!**”

A testimonial ...

“We recently moved north and planted our garden about 6 weeks ago...Tomatoes the size of baseballs, huge semi-hot peppers and other veggies. We are sold on the **DAIRY DOO!**”

-Kyla



OFF THE CHAIN.

“First time I used your potting soil and MAN is it ever OFF THE CHAIN. ALL my plants and peppers have EXPLODED. This was taken a few weeks after transplanting my Habaneros. I tell everyone I know of **DAIRY DOO** and will use it every chance I can get.”

-Bob



Thanks for the amazing soil!

“Our [garden] from last year, thanks for the amazing soil Morgan Composting! It was our first garden but with your soil it produced very well.”

- Cherise

Create a RAISED BED with

Morgan Composting[™]



Raised beds are a great way to avoid weeding and simplify your gardening experience!

Step 1: Start filling your structure with a base of **DAIRY DOO'S** Topsoil Blend. Continue filling and spreading the **TOPSOIL BLEND** evenly across the structure until you are about 6-8 inches from the top of the bed.



Step 2: Unfold your newspapers and spread them across the top of the **TOPSOIL BLEND**. Be sure to cover all of the soil. Wet the top of the newspapers thoroughly.

**Note - if you are using a very shallow structure steps 1 and 2 can be omitted.*

Step 3: Fill and level the remaining 6-8 inches of your raised bed with **FlowerDoo 201** or

VeggieDoo 301, depending on what you will be planting in the raised bed. Both are organic, weed free, and full of the nutrients your plants need!

Step 4: Follow the instructions for your plant transplants to dig holes the appropriate distance apart. Add your transplants and fill the



FlowerDoo 201 or VeggieDoo 301
(top 6"-8")

Newspapers

Topsoil Blend



Morgan Composting

Extra Resources for Experts, more info!



FlowerDoo 201

Complete Organic Potting Soil for Flowers

Made with **DAIRY DOO**® & 17 other ingredients for the biggest blooms around!


Use in containers, flower gardens, hanging baskets, and raised beds.

Good for Indoor and Outdoor Use

One Cubic Foot

Morgan Composting

Loaded with nutrients for flavorful veggies!



VeggieDoo 301

Complete Organic Potting Soil for Vegetables

Made with **DAIRY DOO**®, kelp meal, WormDoo, and more!

Use in containers, veggie gardens, and raised beds for more productive plants.

Good for Indoor and Outdoor Use

One Cubic Foot



hole back up with your soil. Water very thoroughly. Check the amount by digging 1-2 inches into the soil at a corner of the bed. If the soil is still dry, continue to water the whole bed.

Step 5 (Optional): If you are wanting to start some of your plants from seeds, dig a trench in the **FlowerDoo 201** or **VeggieDoo 301**. Fill the trench

with **Seed Starter 101** and plant your seeds according to their package. Top with more **Seed Starter 101**.



Be sure to water your plants throughout the summer and enjoy the harvest!

For more how to's visit us online at dairydoo.com.



SOIL AMENDMENTS

Organic!

Morgan Composting



Tree'nShrub

Premium Organic Soil
Specially Formulated for
Trees and Shrubs

Made with triple ground bark,
PoultryDoo, DAIRY DOO, and more!

Use with new or existing
trees and shrubs!



One Cubic Foot
Half Gallon for use and more on the reverse.

Provides
nutrients necessary
for vibrant
foliage!

Tree'nShrub

Tree'nShrub, POWERED BY **DAIRY DOO**, is handcrafted for lush, green growth and provides the nutrients necessary for vibrant, colorful foliage. This recipe jump-starts trees and shrubs with the added kick of triple ground bark while also offering great water holding capacity. **Tree'nShrub** is important to use when first planting new additions to your landscaping and is a powerful tool for supporting existing trees and shrubs.

For new trees/shrubs: mix equal parts **Tree'nShrub** with existing soil and fill around plant. Topdress around the tree with additional **Tree'nShrub**, extending out to about the radius of the plant's next year of canopy growth. For seedlings and bare root trees: we recommend using **Seed Starter 101** in the hole and topdressing with **Tree'nShrub**. For existing trees/shrubs: topdress around the plant's base with **Tree'nShrub**, extending out to about the radius of the plant's next year of canopy growth. Repeat 1-2 times a year. Works well with **FruitBlaster** and **HEALTHY GARDEN** Fertilizers. This soil is weed free.



TOPSOIL BLEND

Our **TOPSOIL BLEND** is POWERED BY **DAIRY DOO** and has the perfect mix of peat and topsoil, making it an affordable, quality soil for growing grass or other plants. **TOPSOIL BLEND** is screened and comes ready-to-use for all your landscaping projects and gardens.

To use in a raised bed, add **TOPSOIL BLEND** and then cover with two layers of newspaper. Top the newspaper with 8 inches of **FlowerDoo 201** or **VeggieDoo 301** and plant. Available in 1 cubic foot bags and bulk by the cubic yard.

Note - this product is not weed free.

Morgan Composting



POWERED BY
DAIRY DOO

Recycled, Pastureland Topsoil with DAIRY DOO and Peat
Great for Establishing and Patching Lawns
Screened, Ready and Safe to Use



ONE CUBIC FOOT



BULK PRODUCTS

Our potting soils and soil amendments are available for purchase by the cubic yard or ton. They can be packaged in super sacks or loose loads, based on your growing needs.

Super sacks come in 1, 1.5, and 2 yard sizes (**TOPSOIL BLEND** not available in 2 yards).

SOIL AMENDMENTS



WormDoo is an all-natural soil amendment produced by the millions of worms on our worm farm that are fed an organic, balanced diet of protein and minerals. These high-quality worm castings add beneficial biology and fungal properties to the soil, improves water retention, and can improve root development. All of this creates healthier plants and increases the plant's natural ability to resist disease.

how to use **WormDoo**

A little goes a long way! Mix **WormDoo** into the soil at a 1:10 ratio before planting. For established plants, work a small amount into the soil around the plant, being careful not to disturb the roots. Water well.
Do NOT use for direct planting.



Compost Tea is an all-natural, organic amendment that boosts soil microbes. It comes in a dry form that you brew into a liquid and apply as a foliar feed or soil drench. It is formulated with **DAIRY DOO**, **WormDoo**, kelp and fish to encourage soil health and microbiology in your garden. When used regularly, **Compost Tea** aids in disease resistance. A little goes a long way!

how to use **Compost Tea**

Gently mix your dry **Compost Tea** with water at a rate of 1/2 gallon of **Compost Tea** to 5 gallons of water. Brew for 48 hours using an air pump for aeration **OR** let the mixture steep for 5 days. For best results, **Compost Tea** should be used immediately after brew or steep times are complete. You can use your liquid **Compost Tea** as a foliar feed or by soil drenching plants weekly or as needed. This is ideal for transplants to reduce stress.
Do NOT use dry **Compost Tea** for direct planting.

FERTILIZERS

Organic!

Morgan Composting.



Organic Granulated Fertilizer

For Stimulating Growth in Flowers, Fruits, or Vegetables

Made with all-natural ingredients and powered by **DAIRY DOO!**

Use as a slow-release fertilizer to feed your flowers or vegetables in containers or garden beds.

25 lbs.

HEALTHY GARDEN 7-6-5 5%Ca

Garden need a little pick-me-up? **POWERED BY DAIRY DOO**, this product is jam-packed with organic, all-natural and plant available nutrients your plants will love. **HEALTHY GARDEN** is also a great source of calcium- perfect for even those heavy feeding plants! This all-natural, organic, and chemical-free fertilizer is completely safe to use on edible plants.

Spread by hand, broadcast applicator, or by using a spreader.

Available in 4lb, 25lb bags and 1 ton super sacks.

How to Use and Apply HEALTHY GARDEN 7-6-5

Flower Beds	New Veggie Garden	Established Veggie Garden	Plants in Containers
Apply 1-2 lbs per 100 sq ft or sprinkle 1-2 tbsp per foot of plant height around each plant.	Apply 10-15 lbs per 500 sq ft before planting and till in 4 inches.	Apply 2-3 lbs per 500 sq ft or sprinkle 1 tbsp per foot of plant height around each plant.	Sprinkle 1 tbsp per foot of plant height around each plant.

Organic!

Morgan Composting.



Organic Granulated Fertilizer

For a Greener, Healthier Lawn

Powered by **DAIRY DOO!** and humates!

Use as a slow-release fertilizer to improve your lawn's soil health and feed your grass.

25 lbs.

SAFE GREEN LAWN 10-0-4 0.5%Ca

The best lawn on the block is **POWERED BY DAIRY DOO** and humates! Achieve a lush, green lawn that is fortified with solid biology, without the use of phosphorus or chemicals! This granulated fertilizer works with new or existing lawns and is safe for use around kids, pets, lakes, rivers, and streams.

Apply **SAFE GREEN LAWN** 3 times a year using a broadcast spreader. For new lawns, one 25 lb bag covers 2,500 sq ft. Available in 25 lb bags and 1 ton super sacks.

How to Use and Apply SAFE GREEN LAWN

Established Lawns	New Lawns
Apply 5 - 10 lbs per 1,000 sq ft 3 times per year.	Apply 10 lbs per 1,000 sq ft before seeding or sodding.
Holidays help you remember your applications! Apply around Memorial Day, 4th of July, and Labor Day.	Mix into the top inch of soil. Keep seed or sod bed moist to ensure establishment.
For established lawns, 1 bag covers 5,000 sq ft.	For new lawns, 1 bag covers 2,500 sq ft.



BEFORE



AFTER

FERTILIZERS

Replace your 19-19-19 fertilizers for nutrients that stay in the soil!



Sustainable Granulated Fertilizer

For feeding fruits, vegetables, flowers, food plots, trees, or new lawns.

- ✿ Powered by **DAIRY DOO**
- 🌱 With extra calcium to feed plants
- 🌿 Contains nutrients and organic matter to replenish soil health
- 🌿 Use it with any outdoor plant

Use as a slow-release fertilizer to feed any of your outdoor plants.



Net Weight 40 lbs. (18.14 kg)
Find directions for use and more on the reverse.

Made with processed poultry manure and **DAIRY DOO**, this fertilizer offers calcium, nitrogen, phosphorus, and potassium that your plants can actually access. **ALL PURPOSE 8-4-4** adds organic matter to your soil that acts as sponges to hold your nutrients in place for your plants to retrieve when they need them. This is a general-use fertilizer that works great at feeding almost anything that you are trying to grow!

Available in 40 lb bags, 1 ton super sacks, and bulk.



How to Use and Apply ALL PURPOSE 8-4-4

Flower Beds	New Veggie Garden	Established Veggie Garden
Apply 1 lb per 100 sq ft or sprinkle 1-2 tsp around each plant.	Apply 10-15 lbs per 500 sq ft before planting and till in 4 inches.	Apply 2-3 lbs per 500 sq ft or sprinkle 1 tbsp per foot of plant height around each plant.
Plants in Containers	New Lawns	Mature Tree
Sprinkle 1 tbsp per foot of plant height around each plant.	Apply 10 lbs per 1,000 sq ft before seeding or sodding. Mix into the top inch of soil. Keep seed or sod bed moist to ensure establishment.	Spread 2-2.5 lbs per inch of trunk diameter in early spring or late fall. Start a minimum of 1 ft from the trunk and move outward in concentric circles until you reach 2-3 feet beyond the canopy.
Newly Transplanted Tree	New Food Plot	Established Food Plot
Spread 0.5-1 lb per inch of trunk diameter in early spring or late fall. Start a minimum of 1 ft from the trunk and move outward in concentric circles until you reach 2-3 ft beyond the canopy.	Spread 600-800 lbs per acre. Can be applied the same day as lime and seeds.	Spread 200-400 lbs per acre. Can be applied the same day as lime and seeds.

What are Your Plants Telling You About Your Soil?

Your plants are only as healthy as the soil they grow in. Lacking fertility and poor soil health directly results in unhealthy plants and low yields. Soil health should be very important to everyone—from small backyard gardeners to the multi-thousand-acre farmers. To obtain healthy, high yielding plants with the best flavor or highest forage quality, you need to make sure your plants have the fertility and nutrition they require.

Pay Attention to Your Plants

Plants are directly impacted by the health of your soil, making them good indicators of what is going on beneath the surface. Here are a couple of telltale signs that your soil has an issue you need to deal with.

Pay Attention to Your Plants	
Stunted growth and yellowing leaves	possible nitrogen deficiency
Reddish/ purple on the tips of the leaves that spreads backwards	possible phosphorous deficiency
Tips and edges of leaves turning yellow/ brown, starting at the bottom of the plant and moving upwards	possible potassium deficiency
Blossom End Rot in tomatoes, Bitter Pit in apples, and/or low-quality yields that aren't marketable	possible calcium deficiency
Discolored upper leaves and new growth	possible micronutrient deficiency, such as manganese or zinc
Symptoms of deficiencies when nutrients are known to be present	possible lack of nutrient availability, often resulting from a low-quality biological community in the soil to feed present nutrients to the plants
<i>If you notice any of these issues with your plants you need address your soil health!</i>	




This beautiful property exclusively uses DAIRY DOO products for amazing results!

FERTILIZER GUIDE



Morgan Composting Fertilizer Guide

Key Terms, Definitions, and Conversions



Broadcasted Fertilizer is applied evenly across the field, including the space between the rows. This is preferable when we are making changes to the overall soil profile (pH adjustment, correcting major deficiencies, applying compost, etc). Broadcast applications are generally measured per 100 sq ft. A 10'x10' area is equal to 100 sq ft.

Banded Fertilizer is applied directly in the row, either as single thin band 2-3 inches away from the seed/ stem OR sprinkled evenly over the row, avoiding walkways. Take care not to pile fertilizer around the stem. Banded applications reduce the amount of fertilizer needed and limit weed growth between rows. Banded applications are measured in per 100 row ft, which is equivalent to a 1 foot wide by 100 ft long row.

If you would like to band instead of broadcast or vice-versa, you can use the same rate. 1lb/100 row ft=1lb/100 sq ft.

If you have crops with wide root masses like grape vines, multiply the 100 row ft rate by the estimated root width. For example, if the recommendation is 1lb/100 row ft and you are spreading over a 4ft wide row, you will apply 4lb/100 row ft.

Sidedress: Fertilizer applied midyear, directly in row.

Foliar Fertilizer: Liquid fertilizer applied directly to the plants/leaves. Supplement, NOT a replacement for soil amendments.

To convert from per 100 sq ft to per 1000 sq ft: Multiply by 10 (1lb/100 sq ft x 10 = 10lbs/1000 sq ft).

To convert from per 100 sq ft to per acre: Multiply by 435.6 (1lb/100 sq ft x 435 = 435lbs/acre).

Preplant Fertilizer

A soil test is important in determining preplant fertilizer, ESPECIALLY for new gardens. The following rates assume the soil is well balanced, with no major deficiencies, excesses, or pH imbalances. ***IF YOU COMPLETED A SOIL TEST WITH MORGAN COMPOSTING, THE INCLUDED RECOMMENDATIONS REPLACE THE PREPLANT SECTION OF THIS SHEET AND YOU CAN SKIP TO THE SIDEDRESS SECTION.**

Unamended/Virgin Soil

DAIRY DOO *Preferred 1-1.5 cu ft/100 sq ft (Broadcasting Preferred)

OR

Healthy Garden 7-6-5 3lbs/100 sq ft (Broadcasting Preferred)
OR All Purpose 8-4-4

***IF USING THE HEALTHY GARDEN 7-6-5 OR ALL PURPOSE 8-4-4 RECOMMENDATIONS, USE THE VIRGIN SOIL RECOMMENDATIONS FOR 5 YEARS BEFORE SWITCHING TO THE ESTABLISHED GARDEN RECOMMENDATIONS TO ENSURE ADEQUATE PHOSPHOROUS.**

Well-Balanced/Established Gardens

DAIRY DOO *Preferred 0.3-0.5 cu ft/100 sq ft (Broadcasting Preferred)

NKDoo 10-0-4 *Preferred OR Granular 8-1-7 2lbs/100 row ft (Banding Preferred)

OR

Healthy Garden 7-6-5 2.5lbs/100 sq ft (Broadcasting Preferred)
OR All Purpose 8-4-4

NKDoo 10-0-4 OR Granular 8-1-7 0.5lb/100 row ft (Banding Preferred)

***Exceptions for well-balanced/established gardens:**

Onions, potatoes, and parsnips: Double the rate of **DAIRY DOO** OR increase the **HEALTHY GARDEN 7-6-5** or **ALL PURPOSE 8-4-4** by 50% **Established asparagus, snap beans, dill, ginseng, peas, radishes, and sweet potatoes:** Reduce preplant fertilizer by half.

***Red indicates an organic option**

Sidedress Fertilizer Amounts and Timing

Crop	Sidedress Fertilizer <small>*Required, foliar feeding is not a replacement for sidedressing.</small>			Foliar Fertilizer Begin 3 weeks from germination. Apply every 7-14 days <small>*SUPPLEMENT, SIDEDRESS STILL REQUIRED</small>
	NKDoo10-0-4 OR Granular 8-1-7 (lbs/100 row ft)	Hi K 4-1-12 OR ForageDoo 3-3-10 (lbs/100 row ft)	Timing	
General Rates:				
Home Garden	2	None	3 weeks after germination/transplant	VeggieBlaster **
Market garden	2	None	3 weeks after germination/transplant	VeggieBlaster **
Cole Crops	2	1	3 weeks after germination/transplant	VeggieBlaster **
Flowers	0-2lbs	None	3 weeks after germination/transplant	BloomBlaster **
Fruit Trees (Apples, Pears, Cherries, Peaches, etc)	None	None	Apply "preplant fertilizer" annually in early spring	BloomBlaster before Fruit Set, FruitBlaster after Fruit Set **
Root Vegetables	0.5	1.5	3 weeks after germination/transplant	VeggieBlaster **
Blueberries, Blackberries, Raspberries, Elderberries	None	None	Apply "preplant fertilizer" annually in early spring	BloomBlaster before fruit set, FruitBlaster after fruit set **

FERTILIZER GUIDE



Crop	Sidedress Fertilizer			Foliar Fertilizer
	*Required, foliar feeding is not a replacement for sidedressing.			
Specific Crop Rates:	NKDoo 10-0-4 OR Granular 8-1-7 (lbs/100 row ft)	Hi K 4-1-12 OR ForageDoo 3-3-10 (lbs/100 row ft)	Timing	Begin 3 weeks from germination. Apply every 7-14 days *SUPPLIMENT, SIDEDRESS STILL REQUIRED
Asparagus	None	None		VeggieBlaster **
Snap Beans	None	None		VeggieBlaster **
Beets, red	None	2.5	3 weeks after germination/transplant	VeggieBlaster **
Broccoli	None	5.5	3 weeks after germination/transplant	VeggieBlaster **
Brussels Sprouts	2.5	None	Split, half at week 4 and half week 8	VeggieBlaster **
Cabbage	2.5	None	3 weeks after germination/transplant	VeggieBlaster **
Carrots	None	2	When tops reach 3 inches	VeggieBlaster **
Cauliflower	2.5	None	3 weeks after germination/transplant	VeggieBlaster **
Celeriac	1.5	2.5	3 weeks after germination/transplant	VeggieBlaster **
Celery	1	7	Split, half at week 4 and half week 8	VeggieBlaster **
Cucumbers	None	1	Bloom	VeggieBlaster **
Dill	None	None		VeggieBlaster **
Eggplant	1.5	0.5	Split, half at week 4 and half week 8	VeggieBlaster **
Endive	0.5	1	3 weeks after germination/transplant	VeggieBlaster **
Escarole	0.5	1	3 weeks after germination/transplant	VeggieBlaster **
Garlic	1.5	0.5	Early spring (planted in fall)	VeggieBlaster **
Ginseng	None	None		VeggieBlaster **
Grapes	None	1	Fall after harvest	BloomBlaster before fruit set, FruitBlaster after fruit set **
Greens, leafy	0.5	0.5	3 weeks after germination/transplant	VeggieBlaster **
Horseradish	None	2	Split, half at week 4 and half week 8	VeggieBlaster **
Kohlrabi	2	0.5	3 weeks after germination/transplant	VeggieBlaster **
Leek	2	1	Split, half at week 4 and half week 8	VeggieBlaster **
Lettuce, Leaf	None	2	3 weeks after germination/transplant	VeggieBlaster **
Lettuce, Head or Romain	1	3	3 weeks after germination/transplant	VeggieBlaster **
Melon	0.5	0.5	3 weeks after germination/transplant	VeggieBlaster **
Onion, Dry Bulb	3	None	Split, half at week 4 and half week 8	VeggieBlaster **
Onion, Green	2	None	Split, half at week 4 and half week 8	VeggieBlaster **
Bok Choi	1.5	None	3 weeks after germination/transplant	VeggieBlaster **
Parsley	None	2.5	3 weeks after germination/transplant	VeggieBlaster **
Parsnip	None	2.5	3 weeks after germination/transplant	VeggieBlaster **
Peas	None	None		VeggieBlaster **
Peppers (Bell, Hot, Banana)	0.5	0.5	Bloom	VeggieBlaster before fruit set, FruitBlaster after fruit set **
Potato	2	4	At hilling	VeggieBlaster **
Pumpkin	None	1	Bloom	VeggieBlaster before fruit set, FruitBlaster after fruit set **
Radish	None	None		VeggieBlaster **
Rhubarb	None	2	Early spring (apply preplant fertilizer in fall for established rhubarb)	VeggieBlaster **
Rutabaga	None	2.5	3 weeks after germination/transplant	VeggieBlaster **
Spinach	1.5	2.5	3 weeks and 6 weeks	VeggieBlaster **
Squash (Hard, Summer)	None	1	Bloom	VeggieBlaster before fruit set, FruitBlaster after fruit set **
Strawberries	1	1.5	Spring (If established, fall apply the preplant fertilizer)	BloomBlaster before fruit set, FruitBlaster after fruit set **
Sweet Corn	1.5	None	6 inches tall	VeggieBlaster **
Sweet Potatoes	None	1	3 weeks after germination/transplant	VeggieBlaster **
Swiss Chard	None	3	Split, Half on week 3 and half week 6	VeggieBlaster **
Tomato	1	2	Bloom	VeggieBlaster before fruit set, CalBlaster at bloom, FruitBlaster after fruit set **
Turnip	0.5	0.5	3 weeks after germination/transplant	VeggieBlaster **
Watermelon	1	None	3 weeks after germination/transplant	VeggieBlaster before fruit set, FruitBlaster after fruit set **
Zucchini	None	0.5	Bloom	VeggieBlaster before fruit set, FruitBlaster after fruit set **

*KelpFul and Molasses are a great addition to any foliar applications to aid in nutrient uptake and mitigate plant stress.

**For an organic option, you can substitute the following:

AgroThrive General Purpose 3-3-2 in place of VeggieBlaster

AgroThrive Fruit and Flower 3-3-5 in place of BloomBlaster and FruitBlaster

If weed pressure is heavy or you see yellowing throughout the year, apply 1-2 additional applications of 1lb/100 row ft of NKDoo 10-0-4.

Professional

LAWN CARE

Guide

Go Pro Level Lawn Care with **DAIRY DOO!**

Get a beautiful lawn without harmful chemicals with our 5-step program

1. Early spring, before the green up:
Liquid Option: Apply 3 oz of **Humi-Blaster** and 3 oz of **TurfBlaster 11-0-5** per every 1,000 sq ft of lawn.

OR

Organic Option: Spread **DAIRY DOO** at 1/8-1/4 inch across your lawn. For every 1,000 sq ft of lawn plant to use 11 cubic ft of **DAIRY DOO**. Aerate your lawn with hollow tines to drive the compost into the lawn.



2. Later spring:

Apply **SAFE GREEN LAWN** with a broadcast spreader. For established lawns use 5-10 lbs per 1,000 sq ft. For new lawns use 10 lbs per 1,000 sq ft.



3. Mid-summer:

Organic: Apply **SAFE GREEN LAWN** with a



broadcast spreader. For established lawns use 5-10 lbs per 1,000 sq ft. For new lawns use 10 lbs per 1,000 sq ft.

IF YOU ARE NOT GOING ORGANIC ALSO: Apply 3 oz of **StressBlaster 0-0-1** and 3 oz of **TurfBlaster 11-0-5** per every 1,000 sq ft of lawn.



4. End of summer: Apply


SAFE GREEN LAWN with a broadcast spreader. For established lawns use 5-10 lbs per 1,000 sq ft. For new lawns use 10 lbs per 1,000 sq ft.

5. Early fall:

Liquid Option: Apply 3 oz of **Fruit-Blaster 1-5-13** (Yes, this works on more than just fruit!) and 3 oz of **HumiKelp** per every 1,000 sq ft of lawn.

OR

Organic Option: Spread **DAIRY DOO** at 1/8-1/4 inch across your lawn. For every 1,000 sq ft of lawn plant to use 11 cubic ft of **DAIRY DOO**. Aerate your lawn with hollow tines to drive the compost into the lawn.



BEFORE


AFTER


Professional


LAWN CARE

Guide


Extra Tips We **DOO** Recommend!


 The holidays are the best way to help you remember the essential steps! Apply Safe Green Lawn around every summer holiday: **Memorial Day, 4th of July, and Labor Day.**


 The best defense against weeds is to crowd them out! Reseed your lawn every 6 weeks in the spring and summer months.

 Weeds love short grass so only mow once a week, raising your mower deck to cut the grass at 3 inches. Longer grass also has deeper root systems- a good defense against

grubs!

 When aerating your lawn use small hollow tines. Roll the plugs back in or topdress with **DAIRY DOO.**

 Products like crabgrass killer will also prevent your grass seeds from growing. Instead, use the combination of reseeding and letting your grass remain at 3 inches to crowd the weeds out.

 Leave grass clippings and chopped up leaves on your lawn to break down into the soil naturally. This returns nutrients to your soil!

TESTIMONIAL: Habitat for Humanity Home



Before

After - Just 4 weeks later!

“What a great result for this Habitat for Humanity lawn. Morgans gave us the perfect recipe for overcoming the sandy and acid soil that existed beneath the red pine forest in Tustin. Can’t recommend Morgan Composting enough for those having troubles establishing a lawn or a turf in any environment.”

– Will G.



DAIRY DOO'S Blaster Line



For easy feeding

No Mix • No Measure • No Mess

Just hook the right blaster for your plants to your garden hose and water in the cool of the day. Use a figure-eight pattern on your plant for only 3-5 seconds. Repeat every 7-14 days as needed. That's it!

VeggieBlaster from DAIRY DOO feeds your vegetable plants what they need:

Minerals - Increases flavor for better tasting produce!

Kelp - Improves stress and immune response, like vitamin C for your plants!

FulvicBlaster - Accelerates plant growth and nutrient uptake!

Net Contents: 1 Qt, 32 fl oz (944 ml) / Net Weight: 2.5 Lbs. per Qt (1.13 Kg)

4353 US 10, Sears, MI 49679 dairydoo.com

VeggieBlaster 8-1-8

-Liquid Plant Food-

Enjoy an abundant harvest from your vegetable plants with this easy-to-use fertilizer! This liquid vegetable food promotes nutrient-dense veggie growth and lush foliage.

VeggieBlaster creates tasty and healthy plants that are better able to resist the stress of summer heat, drought, or pests!

Made with:

Minerals - Increases flavor for better tasting produce!

Kelp - Improves stress and immune response, like vitamin C for your plants!

FulvicBlaster - Accelerates plant growth and nutrient uptake!

Use With: Vegetable plants, trees, and shrubs. Only use for 3-5 seconds per plant to avoid burning.

From the makers of **DAIRY DOO!**



BloomBlaster
Liquid Flower Food

4-18-4

BloomBlaster from DAIRY DOO feeds your flowers what they need:

Phosphorus - Increases vibrancy and size of blooms!

Kelp - Improves stress and immune response, like vitamin C for your plants!

FulvicBlaster - Accelerates plant growth and nutrient uptake!

Net Contents: 1 Qt, 32 fl oz (944 ml) / Net Weight: 2.5 Lbs. per Qt (1.13 Kg)

4353 US 10, Sears, MI 49679 dairydoo.com

BloomBlaster 4-18-4

-Liquid Plant Food-

Marvel at the beauty of your flowers all summer long! This liquid flower food promotes vibrant blooms and healthier plants that are better able to resist the stress of summer heat, drought, or pests.

Made with:

Phosphorous - Increases vibrancy and size of blooms!

Kelp - Improves stress and immune response, like vitamin C for your plants!

FulvicBlaster - Accelerates plant growth and nutrient uptake!

Use with: All flowering plants. Only use for 3-5 seconds per plant to avoid burning.

From the makers of **DAIRY DOO!**



FruitBlaster
Liquid Plant Food

1-5-13

FruitBlaster from DAIRY DOO feeds your fruit growing plants what they need:

Potassium - Improves the flavor of your fruit!

Kelp - Improves stress and immune response, like vitamin C for your plants!

FulvicBlaster - Accelerates fruit development and nutrient uptake!

Net Contents: 1 Qt, 32 fl oz (944 ml) / Net Weight: 2.5 Lbs. per Qt (1.13 Kg)

4353 US 10, Sears, MI 49679 dairydoo.com

FruitBlaster 1-5-13

-Liquid Plant Food-

Enjoy a more delicious and plentiful yield off your fruit trees and berry plants this summer! **FruitBlaster** improves the flavor of your grapes, berries, and other fruits. This liquid plant food also promotes a more uniform fruit set.

Made with:

Potassium - Improves the flavor of your fruit!

Kelp - Improves stress and immune response, like vitamin C for your plants!

FulvicBlaster - Accelerates plant growth and nutrient uptake!

Use with: Grapevines, berries, and fruit trees.

From the makers of **DAIRY DOO!**



TurfBlaster
Liquid Grass Food

11-0-5

TurfBlaster from DAIRY DOO feeds your lawn what it needs:

Iron - Helps grass develop rich, green color!

Kelp - Improves stress and immune response, like vitamin C for your plants!

FulvicBlaster - Accelerates plant growth and nutrient uptake!

Net Contents: 1 Qt, 32 fl oz (944 ml) / Net Weight: 2.5 Lbs. per Qt (1.13 Kg)

4353 US 10, Sears, MI 49679 dairydoo.com

TurfBlaster 11-0-5

-Liquid Plant Food-

Feed your lawn to make it the vibrant green you love with this easy-to-use fertilizer! **TurfBlaster** is a great way to boost your lawn during the hot summer months. This liquid lawn food keeps grass roots healthy which helps combat against pests too.

Made with:

Iron - Helps grass develop rich, green color!

Kelp - Improves stress and immune response, like vitamin C for your plants!

FulvicBlaster - Accelerates plant growth and nutrient uptake!

Use with: Sports fields, golf courses, and residential or business lawns.


The blaster line is available in quarts, 2.5 gallon jugs, 55 gallon drums, 250 gallon totes and tankers.

Visit us online at dairydoo.com



Tomato Tips!

Nothing says summer like a fresh tomato! They are a staple in many container, in-ground, or raised bed gardens. How do you grow the best tomatoes possible?

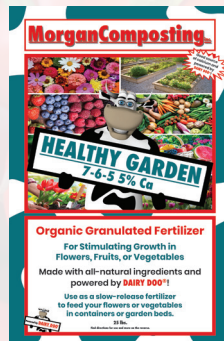
 If you are growing your tomatoes in a container or raised bed garden be sure to use



VeggieDoo 301 potting soil. It is organic and full of nutrients! Be sure to water well when you first use the potting

soil. Dig two inches into the soil- if it is still dry you need to water more! Keep it watered, but not soggy all season.


 Tomatoes love calcium! Blossom-end rot is a sign that your tomatoes have a calcium deficiency. Combat that with a



monthly feeding of **HEALTHY GARDEN 7-6-5** (organic option) or **ALL PURPOSE 8-4-4** (sustainable option). Sprinkle either of these granulated



fertilizers around the base of your plant. Just 1 tbsp per foot of plant height will do it! Water well after applying.

 If you like liquid fertilizers, start with a weekly feeding of **VeggieBlaster 8-1-8**. This liquid fertilizer has helped that helps with plant immunity and stress response. It also provides a quick increase in nitrogen for your plants. This is great while your plant is growing.



Attach **VeggieBlaster** to your garden hose and apply the liquid to the leaves of the plant in a figure-eight pattern for just 3-5 seconds per plant. This isn't

watering! This is feeding! So keep the application short. Once you see tomatoes starting to form on your plant switch your feedings to **FruitBlaster 1-5-13**. This backs off the nitrogen but ups the amount of potassium available. Your tomatoes will love it!



Bonus Potato Tip!

You know what else loves potassium? Potatoes! While your potato plant is growing, before your blossoms emerge, try alternating between **VeggieBlaster 8-1-8** and **FruitBlaster 1-5-13** every 7-10 days. Once your plants reach the heavy bloom stage back off the **FruitBlaster** and just use **VeggieBlaster**.



The **DAIRY DOO** Line in a nutshell...

Product NPKs & Organic/Non-Organic Info

Product	NPK	Organic
<i>Amendments</i>		
DAIRY DOO	.6-.6-.6	<input checked="" type="checkbox"/>
WormDoo	.7-.4-.3	<input checked="" type="checkbox"/>
Tree'nShrub	.75-2-.75	<input checked="" type="checkbox"/>
TOPSOIL BLEND	Not applicable	<input type="checkbox"/>
<i>Potting Soils</i>		
Seed Starter 101	.5-.4-.4	<input checked="" type="checkbox"/>
FlowerDoo 201	.8-1-.8	<input checked="" type="checkbox"/>
VeggieDoo 301	1-1-.6	<input checked="" type="checkbox"/>
<i>Granulated Fertilizers</i>		
SAFE GREEN LAWN	10-0-4	<input checked="" type="checkbox"/>
HEALTHY GARDEN	7-6-5	<input checked="" type="checkbox"/>
ALL-PURPOSE	8-4-4	<input type="checkbox"/>
FoodPlotDoo	8-4-4	<input type="checkbox"/>
ForageDoo	3-3-10	<input type="checkbox"/>
<i>Liquid Fertilizers</i>		
BloomBlaster	4-18-4	<input type="checkbox"/>
FruitBlaster	1-5-13	<input type="checkbox"/>
VeggieBlaster	8-1-8	<input type="checkbox"/>
TurfBlaster	11-0-5	<input type="checkbox"/>
ForageBlaster	11-0-5	<input type="checkbox"/>
AlfaBlaster	1-5-13	<input type="checkbox"/>

LIQUID SOIL AMENDMENTS

Organic!



AgroThrive Organic Liquid Fish 3-3-2

This is a premium organic fertilizer that is pathogen-free, meeting all food safety standards. With a guaranteed analysis of 3-3-2, it increases nutrient supplies in the soil and stimulates existing microbes.

AgroThrive 3-3-2 is available in quarts, 1 gal and 2.5 gal jugs. AgroThrive 2-2-1 available in 55 gal and 250 gal sizes.



Organic!



FulvicBlaster (2.6 pH)

Made up of microscopic particles of carbon, this liquid makes it easier for plants to absorb minerals through their leaves. It helps stimulate plant metabolism and increases enzyme activity for accelerated plant growth.

Available in 1 gal and 2.5 gal jugs, 55 gal drum and 250 gallon totes.



HumicBlaster

HumicBlaster helps soils retain nutrients and water. The organic acids and sugars present also stimulate and support a strong microbial population leading to healthier plants.

Available in 1 gallon and 2.5 gal jugs, 55 gal drum and 250 gallon totes.



LIQUID SOIL AMENDMENTS



CalBlaster w/Mg

This liquid fertilizer for foliar feeding will reduce plant stress, aid plant growth and development, and correct nutrient deficiencies in plants that require more abundant supplies of calcium and magnesium. CalBlaster w/Mg is especially great for tomatoes, peppers, hops, hemp, and cannabis.

Available in 1 gal and 2.5 gal jugs, 55 gal drum and 250 gallon totes.

Organic!



KelpFul

KelpFul utilizes seaweed extract for vigor and stress tolerance. The fulvic acid increases absorption to treat transplant shock or chemical burn from too much fertilizer. It also improves firmness, color, size, and uniformity in a crop.

Available in 1 gal and 2.5 gal jugs, 55 gal drum and 250 gallon totes.



HumiKelp

HumiKelp combines the benefits of humic acid and sea kelp extract for improved root growth, increased CEC, and better water and nutrient retention for more productive plants with higher stress tolerance.

Available in 1 gal and 2.5 gal jugs, 55 gal drum and 250 gallon totes.



Terramera®

RANGO™

NEW



ONE PRODUCT, TRIPLE CONTROL FUNGICIDE + INSECTICIDE + MITICIDE

Proven broad spectrum control of major diseases and insects including downy & powdery mildew, botrytis, leafrollers, lepidoptera species (worms), whiteflies, true bugs, thrips and spider mites among others.



WHY RANGO



Highly efficacious tool for controlling fungal diseases, insects, and mites.



With Multiple Modes of Action and no known resistance, RANGO is an excellent tank-mix/rotation partner in IPM programs.



Registered for use on a wide range of crops: berries, leafy greens, cole crops, fruiting vegetables, cucurbits, tree nuts, tree fruit, stone fruit, potatoes and onions.

TECHNICAL OVERVIEW

- 70% Cold pressed neem oil
- 150+ bioactives including Azadirachtin
- 0-day PHI
- 4-hour REI
- No known Resistance "NC FRAC code"

Try RANGO™ today.

For more information visit www.rangonow.com



Scan for
field trials

Need more info? Call 231-734-2451 and speak to one of the **DOO CREW**.

AgroThrive
ORGANIC BIO-FERTILIZERS


ORGANIC



Fruit & Flower

LIQUID FERTILIZER

FORMULATED
3-3-5 POTASSIUM ENHANCED



FORMULATED FOR
Fruits, Flowers & Berries

MIX BEFORE APPLYING
NET CONTENTS 55gal | 208L

AgroThrive Fruit & Flower Liquid Fertilizer is a premium organic bio-fertilizer formulated to meet the needs of fruit and flower bearing plants. **HOW DOES IT WORK?** Our organic bio-fertilizer feeds plants and enhances soil microbial activity helping release nutrients from the soil, increasing availability to plants.

WHAT'S THE RESULT? Faster growth, higher yields, bigger flowers, and flavorful fruits.

OUR BIO-FERTILIZERS are made from nutritious organic materials that may otherwise end up in landfills and harm the environment. Our proprietary technology safely converts these materials into a beneficial plant food that improves plant and soil quality, while eliminating harmful pathogens in the process.

CAN BE USED FOR: Soil drench, foliar feeding, hydroponics, and other fertilizing systems.

MANUFACTURED BY:

AgroThrive, Inc. 26775 Old Stage Road, Gonzales, CA 93926
888 449.2853 | www.agrothrive.com

AgroThrive, Inc. makes no guarantee, express, implied or statutory, whatsoever with respect to the product condition, performance or its adequacy for any use, which extends beyond the use of the product under normal conditions. Compatibility with other products should always be first tested by 'mixing in a jar' before application.

Meets the National Organic Program requirements for organic production.

GUARANTEED ANALYSIS:

Total Nitrogen (N) 3.0%
2.41% Water Soluble Nitrogen
0.59% Water Insoluble Nitrogen
Available Phosphate (P₂O₅) 3.0%
Soluble Potash (K₂O) 5.0%

DERIVED FROM: Corn steep liquor, fermented fish by-products and sulfate of potash. Density 9.8lb/gallon (US) at 68°F Information regarding the contents and levels of metals in this product is available on the internet at www.aapfco.org/metals.html.

RECOMMENDED APPLICATION RATES

Application Method	Row Crops & Grass (gpa)	Trees & Vines (gpa)
Flood or Sprinkler	15-40	20-40
Sprayer or Shank	15-40	20-40
Drip Tape	5-25	10-20



This product was made in a solar powered facility.

SOIL CONDITIONERS

Azomite - Soil amendment that contains over 70 different trace minerals, helping you grow nutrient rich crops. Use this product to provide season-long feeding to your plants. Available in Granulated, Micronized and Slow-Release. We have 10lb bags, 44lb bags and bulk super sacks. Call for size availability.




Organic!

Calcium Nitrate - YaraLiva
Calcinit (Water Soluble) Calcium nitrates provide fast-acting nitrate-N, alongside strength-building calcium. These nutrients fuel prolonged growth. Plants and trees treated with calcium nitrate are naturally healthier and less sensitive to stress during growth. Available in 50lb bags.



Organic!

Carbonatite - Spanish River Carbonatite is a type of rock that, when turned into powder, can be used as a slow-releasing lime. It can also serve as a source of additional potassium and magnesium in the soil and contains 70 different trace elements. Available in 40lb bags and 2,000lb super sacks.



Organic!

Chilean Nitrate 15-0-2 - Chilean Nitrate is a soluble form of organic nitrate nitrogen. It is great for mid-season applications where nitrogen is immediately necessary. Only recommended in small doses. Available in 50lb bags and 2,645lb super sacks.



Organic!

Coconut Coir - This is fiber from the husk of coconuts, with a neutral pH and high nutrient holding capacity. It is a renewable alternative to peat moss that helps loosen soils to increase oxygen to the root systems. Available in 10.6lb bricks.




Organic!

Colloidal Phosphate (Soft Rock Phosphate) - Colloidal Phosphate is slow-releasing phosphorus, best used around plants that hold blooms for a long period of time. Available in 50 lb bags and 2,000lb super sacks.




Organic!

Crab Shell Flour - an excellent dry organic source of NPK, Calcium (23%) and Magnesium (1.33%). Crab Shell Flour will also help to create soil conditions that are naturally growth-suppressing for grubs, fungal organisms and other insects. Available in 44 lb bags or 2,000lb super sacks.



Organic!

Diatomaceous Earth - This is a natural product that comes from fossilized sea microorganisms. It is a natural insecticide that gets rid of aphids, ants, mites, and more. Available in 50lb bags.



Organic!

Elemental Sulfur - Elemental sulfur lowers the pH of soil and improves soil microbial health. With pH in balance, nutrients are available. Available in 50lb bags and 2,000lb super sacks. Available in 50 lb bags and 2,000 lb super sacks.




Organic!

Feather Meal - Feather Meal is a slow-release nitrogen source. It increases green leaf growth, stimulates soil biology, and improves soil structure. Available in 30lb bags and 1,000lb super sacks.



Organic!

Humates (Coarse Chips and Source X) - Humates are the purest form of natural organic carbon. Humates contain humic, fulvic, and ulmic acid and will boost crop production, strengthen root development, and improve soil quality. Available in 40lb bags and 2,000lb super sacks.



Organic!

K* Ash (Sunflower Ash) - A source of 34% potassium from renewable source (not mined) with 4% phosphorus plus trace elements. Enriches the soil and tempers acidity. Improves soil structure and microbial flora. Beneficial for flowers and perennials when mixed with compost and other organic materials. Available in 40 lb bags and 2,000lb super sacks.



Organic!

K Mag (Intrepid Trio) - This granular fertilizer improves crop quality and yield with potassium, magnesium, and sulfur. It is water soluble with a neutral pH. Available in 50lb bags and 2,000lb super sacks.



Organic!

Kelp Meal - Kelp meal is made from dried ocean seaweed. It is full of beneficial micro- and macro-nutrients. Kelp meal improves plants' resistance to disease, boosts leaf production, and enhances crop size. Available in 40lb bags and 2,000lb super sacks.



Organic!

Meat & Bone Meal - Meat & Bone Meal is an organic source of nitrogen, phosphorus, and calcium. It can help with soil structure. Available in 30lb bags and 2,000lb super sacks.



Organic!

Muriate of Potash 0-0-60 - Muriate of Potash is non-organic potassium chloride. Potassium is important for root development, fruit formation, and stress tolerance. Can certify organic upon request. Available in 50lb bags and 2,000lb super sacks.



Organic!

SOIL CONDITIONERS

Mycorrhizal Fungi



- These fungi are helpful for seed germination, boosts a plant's immune system, and helps keep parasitic nematodes away. It also helps plants survive in non-typical environments. Available by the pound.

Organic!

NutraLime (Dolomite)



- This pelletized lime contains calcium and magnesium. It provides quick pH adjustments - essential to growing in the soil. High calcium or high magnesium lime is also available. Can certify organic upon request. Available in 40lb bags.

Organic!


NutraSoft Gypsum -



This pelletized gypsum (calcium sulfate) provides calcium and sulfur to your plants. It has a neutral pH and is beneficial in loosening clay soils. Available in 40lb bags.

Organic!

Paramagnetic Rock -



Paramagnetic rock is volcanic rock dust (basalt) that increases water retention and microbial stimulation. It also aids in nutrient uptake and seed germination. Available in 50lb bags and 2,000lb super sacks.

Organic!

Perlite -



Perlite is a volcanic mineral used for drainage and root strength. It has a neutral pH, is odorless, and non-toxic. It is available in medium, coarse, and super coarse in 4 cubic foot bags and 60 cubic foot bales.


Organic!

Potassium Nitrate



(Yara) - This is a water soluble source of potassium and nitrate that is chloride free. It can be used in a dripline. Excellent for tomatoes! Available in 50lb bags and 2,000lb super sacks.

Pumice -



Pumice is natural volcanic rock. It has a neutral pH and does not break down or compact. Adding pumice to the soil improves soil drainage and aeration. Available in 5lb bags, 30lb bags, and 1,500lb super sacks.

Organic!

Rice Hulls -



Rice hulls are excellent for improving soil structure and drainage and are a good source of silica. This renewable resource is a great replacement for vermiculite. Available in 7cf bags and 90cf bales.

Organic!

Sphagnum Peat -



When mixed with compost, sphagnum peat helps control compaction in soil. It helps with aeration, allowing nutrients, water and air to reach the plant's roots. Adding peat to your garden or containers will allow for longer water retention as well. Available in 3.8 cubic foot bales and 55 cubic foot bales.

Organic!


Sulfate of Potash 0-0-50



(Solution Grade) - This OMRI listed, solution grade form of potassium and sulfur is low in chloride. It is excellent for greenhouses and driplines. Available in 50 lb bags .

Organic!

Sulfate of Potash 0-0-50 -



Sulfate of potash is one of the highest sources of organic potassium. It also offers sulfur. Available in 50 lb bags and 2,000 lb super sacks.

Organic!

Super Green Sand -



Super Green Sand is a great source of potassium and helps to retain water and nutrients. It improves plant health and can also loosen solid soils. Available in 11lb and 44lb bags.

Organic!

Tennessee Brown Rock Phosphate



(Hard Rock Phosphate) - This is the cleanest and most affordable slow-release phosphorus. It increases photosynthesis, forage quality, and the plant's immune system. It also stimulates microbes. Available in 50lb bags and 2,000lb super sacks.

Organic!


Vermiculite -



Vermiculite provides aeration and retention of minerals and moisture. It is pH neutral and non-toxic. Vermiculite aids in seed germination and enables plants to absorb potassium, calcium, and magnesium more efficiently. Available in 4 cubic foot bags.

Organic!

Wollastonite -



Wollastonite can neutralize soil acidity, help suppress diseases, and supply calcium and silicon. Available in 40lb bags or 2,000lb super sacks.

Organic!

More minerals available

- too many to list!
- Ammonium Sulfate
- Boron 10%
- Blood Meal
- Calcium Nitrate
- Copper 12% Cu
- Gypsum (mined)
- To name a few!

Has Your Soil Foiled Your Garden Dreams?

“I just can’t grow carrots—my ground is all clay.”

“I can’t grow cucumbers, I’ve tried, they just don’t grow.”

Have you said something like this before? Gardeners will often survey their soil and come to the conclusion that they are limited in what they can grow. They forget that the soil is alive and capable of changing! The thought of trying to change your soil might be intimidating, but with a few tips and tools, you can do it!

Organic Matter is the Place to Start

Organic matter is a key ingredient for soil health and a great place to start no matter what kind of soil you have. The addition of organic matter helps break up clay or will also bind sandy soil. It puts biology back into the soil which improves drainage in clay but improves water retention in sandy soils. If you don’t think that is impressive enough, it also makes a welcome environment for earthworms.



Embrace the Earthworms!

Why roll out the welcome mat for earthworms? Earthworms help aerate your soil as they tunnel through and leave behind worm castings which improve the nutrients available in the soil for plants. The number of earthworms in your soil can actually be an indicator of how healthy your soil is. Remember, though, pesticides can kill off earthworms so following healthy and organic garden practices can help keep your underground neighbors happy and active. To learn more about earthworms and how to test for their presence in your soil, take a look at this article by Michigan State University Extension: canr.msu.edu/news/earthworms_can_be_an_indicator_of_soil_health

Look at Other Missing Nutrients & Minerals

A formal soil test can tell you exactly what your soil needs, but here are some general guidelines.

- A crusty, crumbly ground needs help with its soil structure, something calcium is great at.
- Is your garden growing but the yields aren’t really up to snuff? Adding sulfur to the soil enhances the nitrogen intake of your plants which improves your yields.
- Speaking of nitrogen, the big three nutrients for plants known as NPK (nitrogen, phosphorus, and potassium) are essential for plant growth and quality. Do you have enough present in your soils for your plants to thrive?
- Don’t forget about micronutrients either. Trace elements like copper, boron, zinc, and iron are “vitamins” for both plants and us. Make sure your garden is healthy so you know you are eating nutrient-dense food.

An Easy Solution

So what can help with everything we’ve discussed? If you guessed the product line from **DAIRY DOO** you are right! **DAIRY DOO** products blend science with common sense to make soils better for generations to come.



The original **DAIRY DOO** mix is an organic, high-quality, weed-free, designer compost that heals the soil. It is full of organic matter, nutrients, minerals, and biology. Use a little **DAIRY DOO** in conjunction with products like **DAIRY DOO**’s organic, granulated Healthy Garden Fertilizer, and you will be blown away by how much your soil can improve.

Don’t give up on your garden dreams because of the current state of your soil. And don’t stop surveying your soil either, that is an important step. Remember, though, it is only the *first* step. Just stop into your nearest **DAIRY DOO** dealer to ask for help with your garden and pick up the **DAIRY DOO** products you need to transform your soil!



Morgan Composting inc.

Fall Application Guide



Products to Use

We often forget that many of the practices we use in our home gardens have been used in the farming world for hundreds of years. In order to get the most out of the crop residue left over on the field at the end of the year, farmers typically do a “fall application” of compost that helps the leftover stubble and plant material break down over the winter. When these leftovers are broken down by soil microbes, they release an amazing source of organic nitrogen, phosphorus, potassium and minerals – key players in soil health. This guide will explain how to utilize this idea in your garden.

Healthy Soils = Healthy Plants = Healthy You!

Morgan Composting

Organic High-Quality Compost

Superior compost for growing healthier plants - made the Morgan Composting way!

Use as a soil amendment only. This is not potting soil, do not use it for direct planting.

Good for amending the soil of your yard, garden, or any other growing project.

Prevent Efficacy by Organic Farmers for 100% Satisfaction

One Cubic Foot

Morgan Composting

Healthy Garden
7-6-5 5%Ca

Organic Granulated Fertilizer

For Stimulating Growth in Flowers, Fruits, or Vegetables

Made with all-natural ingredients and powered by **DAIRY DOO**!

Use as a slow-release fertilizer to feed your flowers or vegetables in containers or garden beds.

25 lbs.

Morgan Composting

SAFE GREEN LAWN
10-0-4 .5 Ca

Organic Granulated Fertilizer

For a Greener, Healthier Lawn

Powered by **DAIRY DOO** and humates!

Use as a slow-release fertilizer to improve your lawn's soil health and feed your grass.

25 lbs.

Store SAFE GREEN LAWN and HEALTHY GARDEN in dry area.

Fall Application Guide



PREPARE YOUR LAWN FOR WINTER

Most people don't realize that the best time of the year to feed your lawn or turf is in the fall. In Michigan, the timing is important.

Turf experts recommend feeding grass in Mid-November to early December.

Where you're located in the state determines where in that timeline you would be; the UP and Northern Lower Peninsula should start in Mid-November, Central Lower Peninsula should feed at the beginning of December and the Southern part of the Lower Peninsula should feed in early December.

Of course, this is dependent on snowfall amounts. Product can be spread on a light covering of snow.

Spread **SAFE GREEN LAWN** at a rate of 5-10 lb for every 1000 square feet.



PUT YOUR GARDEN TO BED

1) Knock down leftover plant material in your garden. Remove large pieces of plant debris and add them to your compost pile. Leaves and smaller materials can be left in your garden.

2) Cover with 1/4 inch of **DAIRY DOO** and work it into your soil.

3) In the spring, add 1/8 inch of **DAIRY DOO** and 1 lb of **HEALTHY GARDEN** for every 100 sq ft. Mix it into the soil and then top off your beds with additional **FlowerDoo 201** or **VeggieDoo 301** to make up for any loss of soil over the winter. Water well.

*If you did not add **DAIRY DOO** in the fall, up this amount to 1/4 inch.

4) Start planting!



IF YOU HAVE VINE-LIKE PLANTS ...

With plants that are stringy or vine-like, pile away from garden.

While piling plant material, mix in **DAIRY DOO** and **HEALTHY GARDEN** to create your own compost!

In spring, spread your compost across your garden, till in 6 inches and water well. Rake smooth and plant away!

Depending on the types of plant matter that you're working with you can get as much as 60% of the N-P-K back that the plant took up during the growing season. Not only are you saving on fertilizer costs for the next year, but you are also building valuable carbon in your soil. This addition of organic matter feeds the beneficial soil bacteria and fungi; improving the health of the soil, your vegetables, the environment, and you!!

Planting a tree? We've got some tips to share with you!



Give Your New Tree The Best Start Possible

First, give your trees the best start possible by planting them in nutrient-rich soil. If your soils are less than perfect, super sandy or heavy clay, don't worry! Just pick up some of **DAIRY DOO's Tree'nShrub!** **Tree'nShrub** jump-starts

new and/or existing trees and shrubs with a combination of **DAIRY DOO**, poultry compost, and ground bark. This mix increases the soil's water-holding capacity and provides the nutrients necessary for colorful foliage in your plants.

Dig a hole twice the size of the root ball of your new tree. Pour 1/4-1/2 of a bag of **Tree'nShrub** into the hole and mix it with your existing soil. Gently loosen your tree from its container and lower it into your hole. Fill in around your tree with a mixture of your existing soil and **Tree'nShrub**, being sure to keep your tree straight as you fill in and adjust. Next, water well!

Think About Future Growth Now

After filling in your hole, use **Tree'nShrub** to topdress the ground to the canopy line your tree should have in the next two years. Preparing the soil for future growth like this now will prevent your



tree from becoming root-bound.

Each year topdress with **Tree'nShrub** again, extending out to the next year's canopy line.


If you've planted a fruit tree, such as an apple, cherry, or peach, pick up a bottle of **FruitBlaster** to use as a liquid fertilizer. This plant food includes potassium for improved fruit flavor and help for root development. Attach **FruitBlaster** to your garden hose and spray the leaves of your tree in a figure-eight pattern for just 3-5 seconds. Repeat every 7-14 days.



Remember Seedlings Have Different Nutrient Needs

While **Tree'nShrub** is perfect for transplanting

the trees and shrubs you would traditionally find at your nursery or garden center, we would suggest a different product when working with seedlings and bare root transplants. For these less established plants use **DAIRY DOO's Seed Starter 101** as a substitute in the planting process. In each following year use **Tree'nShrub** to topdress.



“Can’t walk between the rows!”

“Trying to share some the pictures from our garden... thanks to the **DAIRY DOO** it is amazing!!! Leaves on the zucchini plants and the plant itself is over waist high! This is our whole garden... can’t walk between the rows!”

-Robin

Safe Green Lawn ... see the difference

A visible line in the grass shows where they stopped the application of Safe Green Lawn.

Photo provided by Wirth Landscaping & Construction



Tanya’s Garden

The far right photo shows the difference between growing in **VeggieDoo 301** and a national brand soil. Both were planted at the same time, from the same pack of plants. The only difference was the soil!

Steam releases from the soon-to-be **DAIRY DOO compost while workers turn the windrows.**



FOOD PLOTS

Morgan Composting

Healthier plants feed healthier deer!

FoodPlotDoo 8-4-4 Fertilizer

Premium Granulated Fertilizer for Food Plots

- includes calcium for growth
- organic matter promotes water retention

Use with new or established food plots to improve soil health before planting your seeds.

Net Weight 40 lbs. (18.14 kg)
(directions on back)

THIS BAG COVERS APPROXIMATELY 3,000 SQ FT OF NEW FOOD PLOT GROUND!

FoodPlotDoo 8-4-4 was designed as the perfect fertilizer for food plots. It improves even sandy soils by adding organic matter and beneficial nutrients back into the earth. It also improves water retention with high carbon content. This granulated fertilizer uses a poultry manure base with extra calcium to promote growth and nutrients in plants. This means your neighborhood deer will be eating healthier plants- ingesting calcium and other nutrients so they can grow healthier too.



Don't Waste Your Money!

The bottle on the left shows water mixed with a capful of a salt-based fertilizer. The bottle on the right shows what water mixed with **FoodPlotDoo** looks like. The salt-based fertilizer has completely dissolved and will run right through sandy soils. The bottle on the right has organic matter that will hold the fertilizer in place.

How to Use FoodPlotDoo 8-4-4

Mow and then till your food plot. Use a push, pull, bag, or cone spreader to spread this fertilizer. Use 600-800lbs per acre for new food plots or 200-400lbs per acre for established plots. This can be applied the same day as lime and seeds. For best results, prepare your food plot right before forecasted rain. This product is also available in 1-ton super sacks.

New Plots

One 40lb bag of FoodPlotDoo 8-4-4 will cover approximately 3,000 sq ft.

Established Plots

One 40lb bag of FoodPlotDoo 8-4-4 will cover approximately 6,000 sq ft.

Morgan Composting

Great for clovers and alfalfa!

ForageDoo 3-3-10 Granulated

Specialized Granulated Fertilizer for Food Plots

- extra potassium
- organic matter
- minerals

Great source of carbon for your soil!

Use with food plots containing legume-type crops like clover and alfalfa or any other crop requiring large amounts of potassium.

Net Weight 40 lbs. (18.14 kg)
(directions on back)

THIS BAG COVERS APPROXIMATELY 3,000 SQ FT OF NEW FOOD PLOT GROUND!

ForageDoo 3-3-10 is a granulated fertilizer that prepares the soil for any legume-type crop like clover and alfalfa or any other crop requiring large amounts of potassium. Help Mother Nature out by adding organic matter and beneficial nutrients back into the earth with **ForageDoo 3-3-10**. This improves water retention, increases nutrients available for crops, and grows healthier plants to feed that big buck.

Remember, it doesn't matter how great your seeds are if your soil can't support them! Start your successful food plot from the ground up!

How to Use ForageDoo 3-3-10

Mow and then till your food plot. Use a push, pull, bag, or cone spreader to spread this fertilizer at the rates below. This can be applied the same day as lime and seeds. For best results, prepare your food plot right before forecasted rain.

ForageDoo 3-3-10 Application Rates

	New Plots	Existing Plots
Per Acre:	600-800 lbs	400-600 lbs
Per 1,000 sq ft	14-19 lbs	9-14 lbs

**NEED SOMETHING BIGGER?
ALSO AVAILABLE FROM**

Morgan Composting inc.

PLOTMASTER SYSTEMS



HUNTER 400

****TOP SELLER****



'The Ultimate Planting Machine,' The Plotmaster™, by Plotmaster Systems LLC., with its patented design is the complete package for your plot planting needs. The Plotmaster™ Hunter 400 (4-ft model) will reach places you've only dreamed of planting plots. It's easy and simple with the Plotmaster™.

Recommended use: ATV - 500CC or Larger - 4 Wheel Drive

Unit Includes:

Unique Down Pressure System for the 1 point Hitch, Disc Harrow, Electric Versa Seeder, *NEW* Linear Lift System (18 second retraction/extension), Cultipacker/Drag with Metal Grating. (Units can also be converted for use with Tractor 3 PT. Cat. 1)

Dimensions:

- Folded Length: 68"
- Hitch Extended: 99"
- Machine Width: 48"
- Wheel Width: 58"
- Overall Height: 40" (Lowered Position)
- Overall Height: 48" (Raised Position)
- Weight: 646#

Disc Harrow:

- 12" Heavy-Duty 16" Notched Disc with Sealed Bearings
- Maximum cutting width: 48"

Versa Seeder System:

- New, Patent-Pending Versa Seeder, Reverse Auger Brush System designed to plant all types of seeds and seed blends.

AVAILABLE ATTACHMENTS

CHISEL PLOW (works on 3' or 4' units)
TURNING PLOW (works on 3' or 4' units)
4" GRAIN DRILL (works on 4' units only)



Interested? Call or stop in today!

Open Monday - Saturday 8am-6pm

4353 US 10 Sears, MI 49679

231-734-2451 • dairydoo.com



FOOD PLOTS



TRY MORGAN'S SPECIAL SEED BLENDS HAND-CRAFTED FOR SUCCESS:

- **Chicory Mix:** Chicory & Kale
- **Deer Pasture:** Alfalfa & Trefoil
- **Feather Mix:** Rye, Buckwheat, Japanese Millet, Ladino Clover, Buck Forage Oats, Small Burnet
- **Grazing Brassica:** Bonar Rape, Barkant Turnip, Appin Turnip, Pasja Hybrid
- **Morgan's Big Buck:** Berseem Clover, Ladino Clover, Medium Red Clover, Vernal Alfalfa, White Dutch Clover
- **Ridin' Solo:** Forage Turnip and Forage Rape Cross
- **Salad Bar:** Kale, Red Clover, White Clover, Ecotill Radish
- **Throw & Pray:** Rye, Buck Oats, Buckwheat
- **Top Shelf:** Winfred Rape, AberLasting White Clover, Daikon Tillage Radish, Jumbo Ladino Clover
- **Triple Threat:** Purple Top Turnip, Dwarf Essex, Rape, Ecotill Radish
- **Trump Wall:** Egyptian Wheat, Sun Hemp, Sudan Sorghum
- **Uncle Buck:** Crimson Clover, Fixation Clover, Red Clover, Sweet Yellow Blossom Clover

AlfaBlaster 1-5-13 (Liquid)

This liquid carbon helps with water retention and is packed full of minerals to help growth. Works great on alfalfa, clover, peas, and soybeans.

Use 2.5 gallons per acre with 15 - 25 gallons of water every 4 weeks.

Available in 2.5 gallon jugs, 55 gallon drums, 250 gallon totes, and bulk.



ForageBlaster 11-0-5 (Liquid)

The ability to improve your rye, forage oats, radishes, turnips, and more will be at the tip of your fingers with this liquid fertilizer. With micro-nutrients and carbon, this is a well-rounded, sustainable fertilizer.

Use 2.5 gallons per acre with 15-25 gallons of water every 4 weeks.

Available in 2.5 gallon jugs, 55 gallon drums, 250 gallon totes and bulk.



Layer Ash Blend

High carbon, chicken manure blend improves water retention, aids in soil improvement and increases nutrient availability.



SOIL TESTING

Knowing Your Soil Starts With a Soil Test

If you are serious about your soil health, get started with a soil test. We can help! Send your soil sample to us and we will complete the testing. After testing, we will review the results with you and help you make a plan to **work with the soil you have to get the results you want.**

Standard Soil Test – \$35

Get a basic overview of the nutrients in your soil.

Advanced Soil/Media Test – \$75

Includes standard test, plus water soluble nutrient test.

Haney Test – \$75

Includes a basic nutrient test

(ammonium acetate/DTPA), H3A extraction, and CO2 respiration test. Uses chemical and biological soil test data to mimic and estimate the soil biology's effects on nutrient availability.



How to Gather Your Soil Sample

Sampling Instructions:

1. Begin with a clean plastic pail and either a soil probe, spade, or trowel.

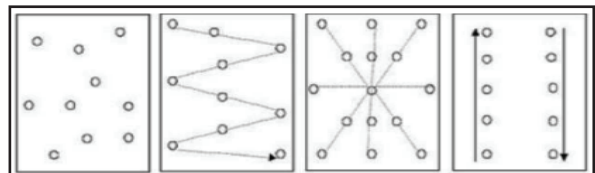
a) If using a probe, push it down to the recommended depth and empty the core into the pail.

b) If using a shovel, dig a hole to the recommended depth. From that hole, take a slice off the side of the hole to ensure you get an even amount of soil from the surface down to the recommended depth. Add the slice to the clean plastic pail.

Recommended Depths:

Default: 6 inches Row Crops: 8 inches Mixed Vegetables: 6 inches No-Till/Pasture: 4 inches Vineyards/Orchards: 8-10 inches

2. Using the method described above, take 15-20 subsamples throughout the sampling area using one of the patterns shown in the figure at right. Combine the 15-20 subsamples into the single clean plastic pail and mix thoroughly.



3. From the well-mixed pail of subsamples, take between a pint and a quart of soil and fill the sample bag.

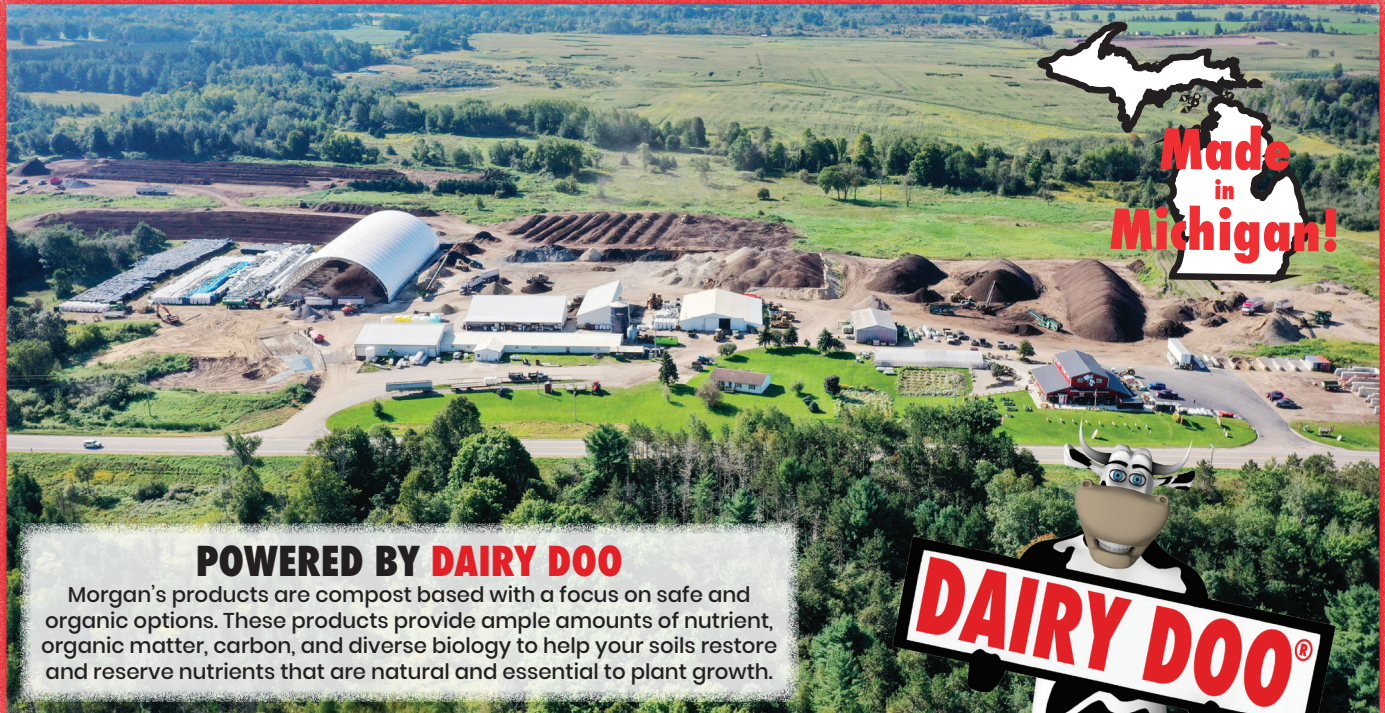
4. Complete the submission form at dairydoo.com/soil-testing-services and then send your sample(s) along with the form and a check payable to **Morgan Composting**. Soil testing results are available in 7-14 days, depending on the time of year.

**HEALTHY PLANTS COME FROM HEALTHY SOIL,
HEALTHY SOIL COMES FROM DAIRY DOO!**

Take advantage of our expertise in soil health and call us today. The **DOO Crew** is ready to help you grow!

231-734-2451 • dairydoo.com • 4353 US 10, Sears, MI 49679

Morgan Composting inc.



POWERED BY DAIRY DOO

Morgan's products are compost based with a focus on safe and organic options. These products provide ample amounts of nutrient, organic matter, carbon, and diverse biology to help your soils restore and reserve nutrients that are natural and essential to plant growth.

How We Began

Morgan Composting is a family business that was started in 1996, by Brad Morgan and his father Dale. The Morgan's began composting as a solution to a manure management problem on their 200 head dairy operation. Now, the cows have been sold and just a composting operation remains.

Our Philosophy

We believe that there is no silver bullet, but if we can build layers of good practices, we can achieve healthy soils and healthy plants. This equals a healthy YOU! Our goal is your goal, so when a grower asks us "how do I get there?" We start at the beginning and ask where you're starting from. With a well trained staff, along with an agronomist, to help recommend and implement a good, efficient plant specific program, we'll get you THERE.

Our Mission

Morgan Composting strives to be a driving force in Agribusiness that promotes sustainable practices, and to be an innovated provider of economical & healthy soil products. Our mission, what MCI is about ... is to strive for excellence in our service to customers, our community, and the environment.

- Morality, ethics, and goodwill
- Organic integrity and promotion
- Respect, reliability, and recognition
- Growing, growing, and growing!
- Ability to be diverse in all growing sectors
- New opportunities are constantly sought out
- Sustainable and sound economical products

Family Owned and Operated ~ Established 1996

www.**DAIRYDOO**.com **MorganComposting** inc. 4353 US 10 Sears, MI 49679